





How to redeem a reward from the Turf Rewards portal


Step 1. Login to the Turf Rewards Portal

Go to www.syngentaturf.com.au and if you are not already logged into the website, please do so.

Then click “My Page” at the top:

About Us Contact Us  Syngenta Global  Search |  Logout |  My Page

Then click “Enter Turf Rewards”:



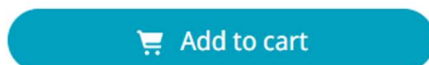
You are now in the Syngenta Turf Rewards portal. Here you can claim points from the purchases you have made. Or you can redeem points in exchange for rewards.

Step 2. Choose your reward from the many options available to you

Click “Reward Options” on the main navigation bar:


 Log Points Points History  Reward Fulfilment FAQ's Special Offers

When you have found the reward that you want, click the “Add to Cart” button next to it:



You can add multiple items to the cart.

When you have finished, click the cart button at the very top of the page:

 1 items / 500 pts

Step 3. Redeem your reward

Review the items that you have in the cart. When you are happy with the cart, click the “Place Order” button:

 Place Order

Step 4. You are all set!

Your reward is underway!

Someone from Syngenta may get in contact to confirm deliver details in the next little while. Please be sure to keep an eye on your emails.

If you have any concerns, please contact your local Syngenta representative, or email us at greencaat.au@syngenta.com.

Terms & conditions apply. Please review the [Turf Rewards T&Cs here](#).